



EU Hydrogen Import Strategy

Ruta Baltause
Directorate-General for Energy
European Commission

**"A European Import Strategy for Green Hydrogen
- What needs to be done?", 13 February 2023**

EU Strategy Documents

- 8 July 2020: **The EU Hydrogen Strategy**
- 11 December 2020: **Council Conclusions:**
‘Towards a hydrogen market for Europe’
- 25 January 2021: **Council Conclusions:**
‘Delivering on the external dimension of the European Green Deal’ (Climate and Energy Diplomacy)
- 8 March 2022: **The REPowerEU**
- 8 May 2022: **The REPowerEU Plan:**
 - ❖ Hydrogen Accelerator
 - ❖ EU External Energy Strategy

EU Hydrogen partnerships

Strategic energy/ decarbonisation partners:

- ✓ Morocco – MoU on Green Partnership, signed on 18 October 2022
- ✓ Egypt – MoU on Renewable Hydrogen, signed on 16 November 2022
- ✓ Ukraine – MoU on Biomethane, Hydrogen and other Synthetic Gases signed on 2 February 2023

Raw material suppliers:

MoUs on Raw Materials and Renewable Hydrogen:

- ✓ Kazakhstan – signed 7 November 2022
- ✓ Namibia – signed 8 November 2022

Hydrogen importer, technology partner:

- ✓ Japan – MoU on Hydrogen cooperation signed on 2 December 2022

Priorities for international cooperation

Support decarbonisation and transition of energy systems in partner countries

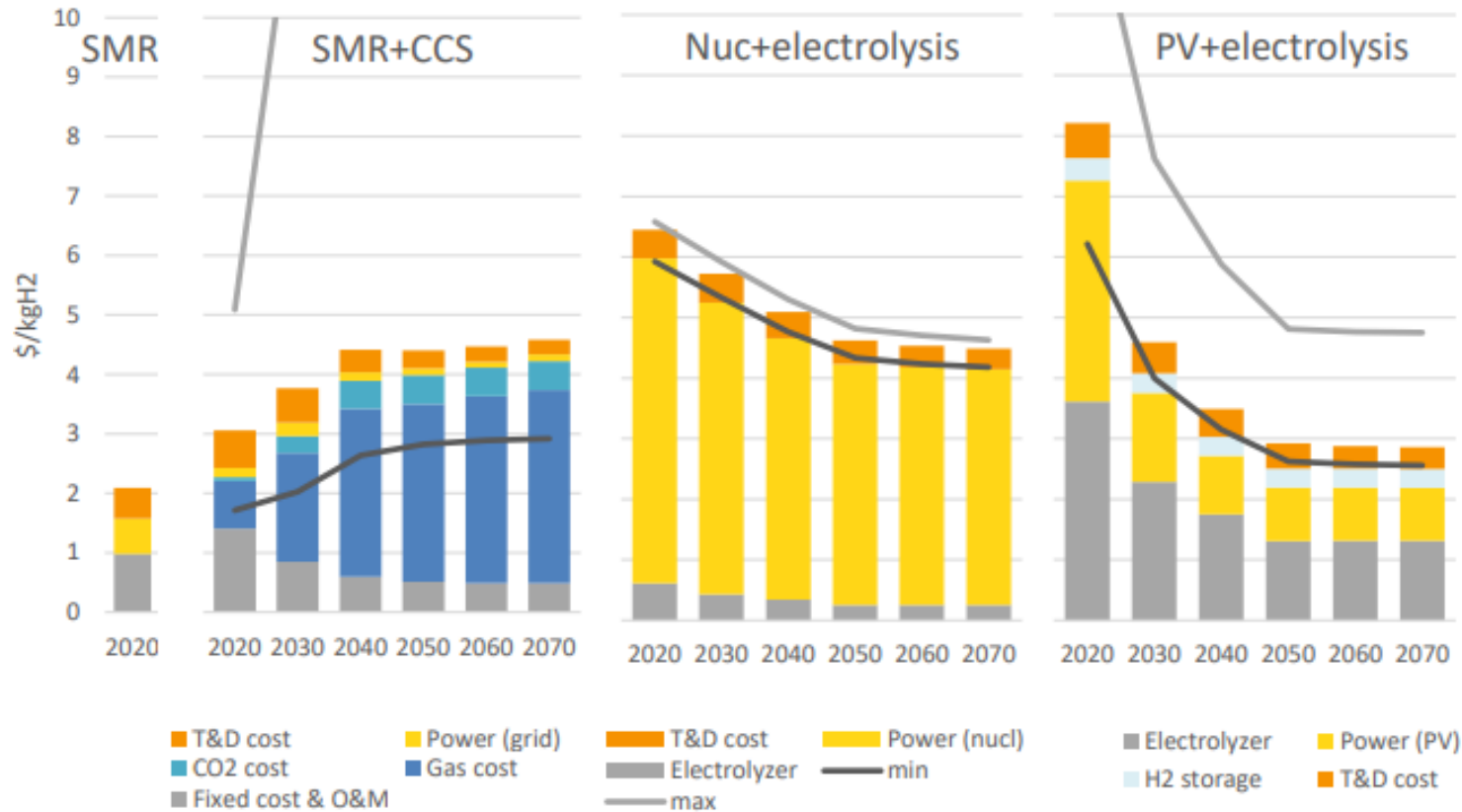
***Focus on
renewable
hydrogen /
derivatives***

Set up framework for functioning and global rules-based hydrogen market, set global standards

Reduce EU supply uncertainty, develop industrial supply chains at competitive prices

JRC hydrogen production cost assessment

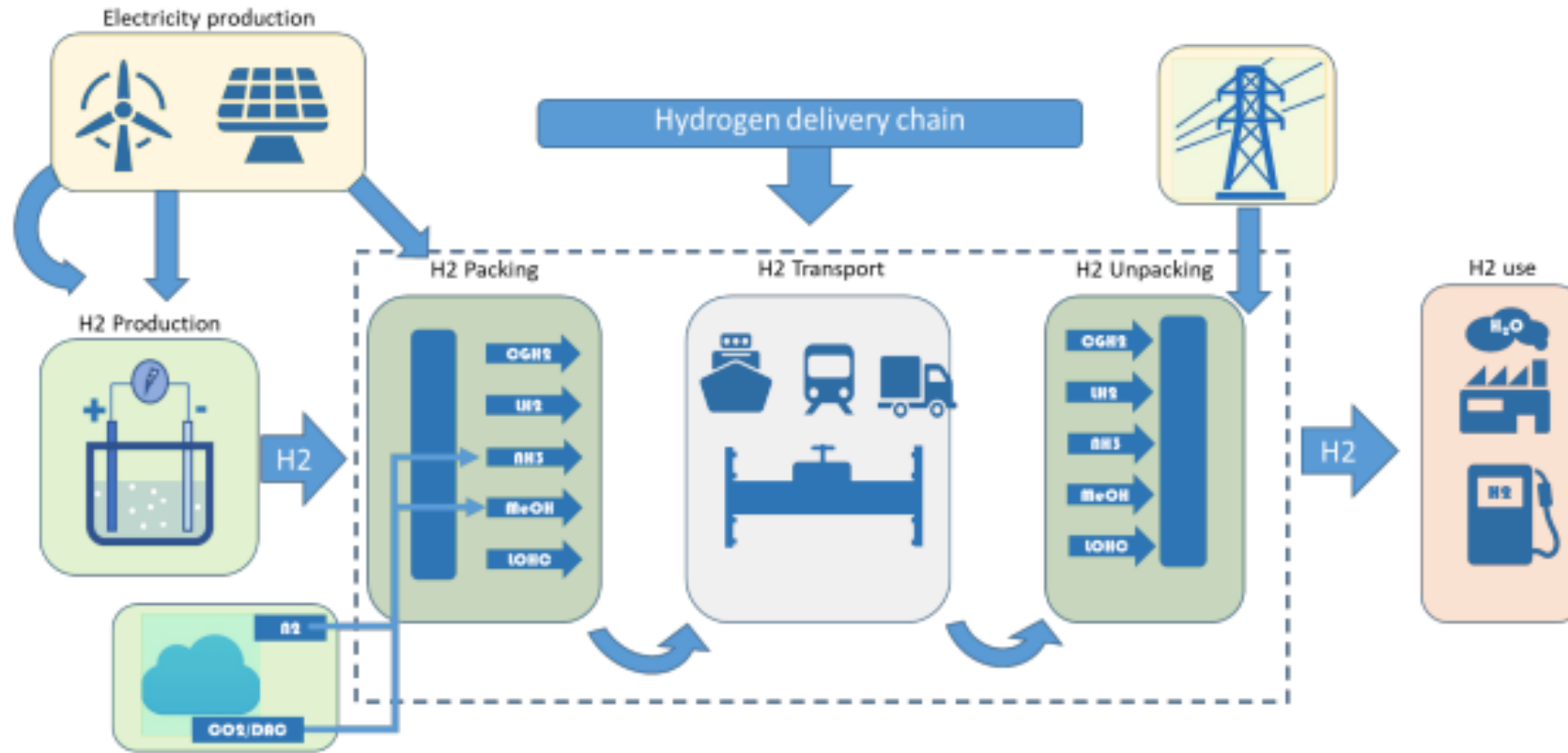
Figure 29. Hydrogen production costs for selected technologies, global mean, minimum and maximum, 1.5°C



Source: JRC Global Energy and Climate Outlook 2022: Energy trade in a decarbonised world, 2022

JRC hydrogen delivery cost assessment (I)

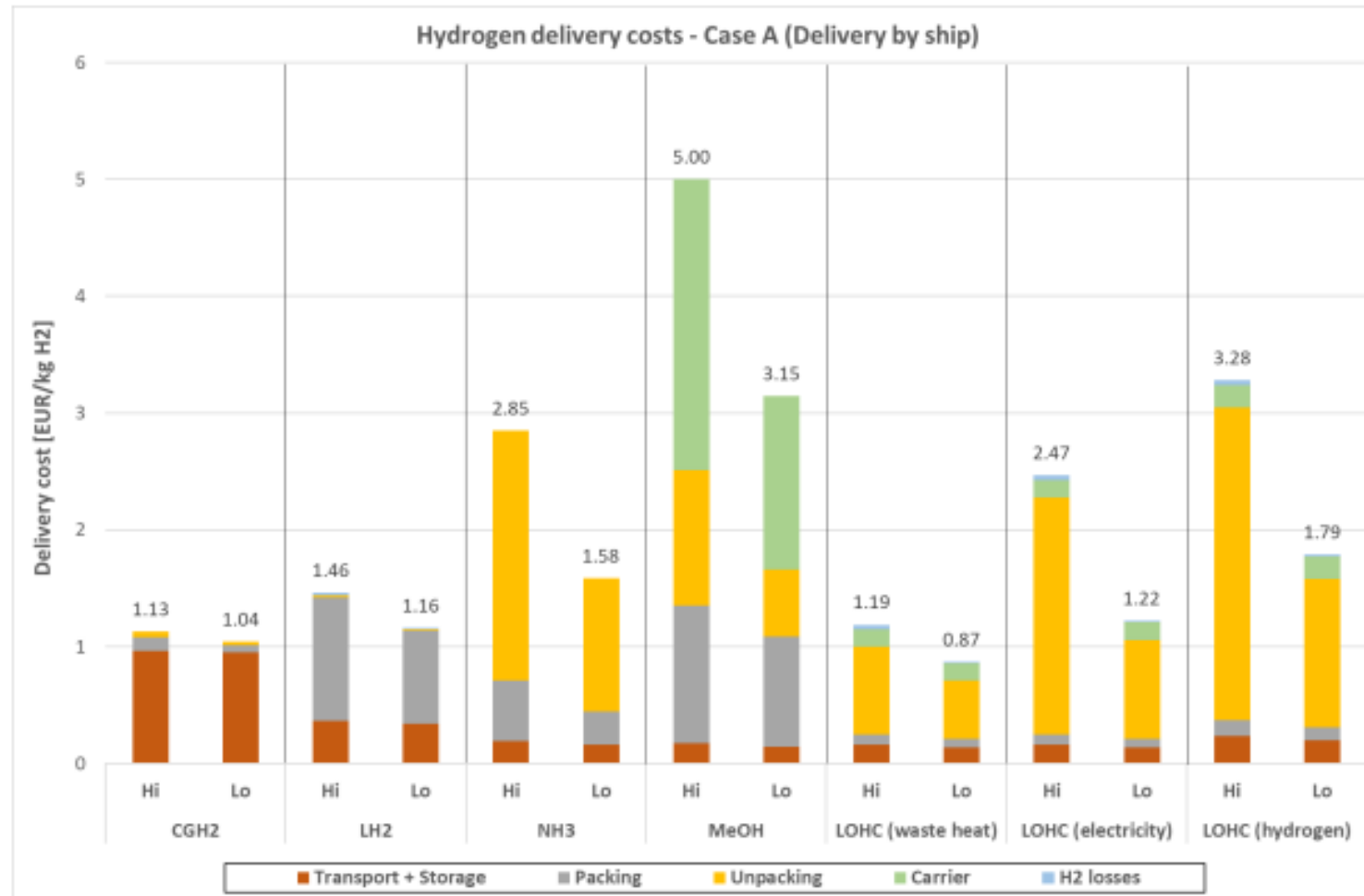
Figure 1 depicts the delivery chain elements considered in our study. Our analysis refers only to the elements within the dotted line.



Source: JRC, 2022

JRC hydrogen delivery cost assessment (II)

Figure 7 Hydrogen delivery costs for Case A (delivery by ship). High and Low electricity prices for each carrier.

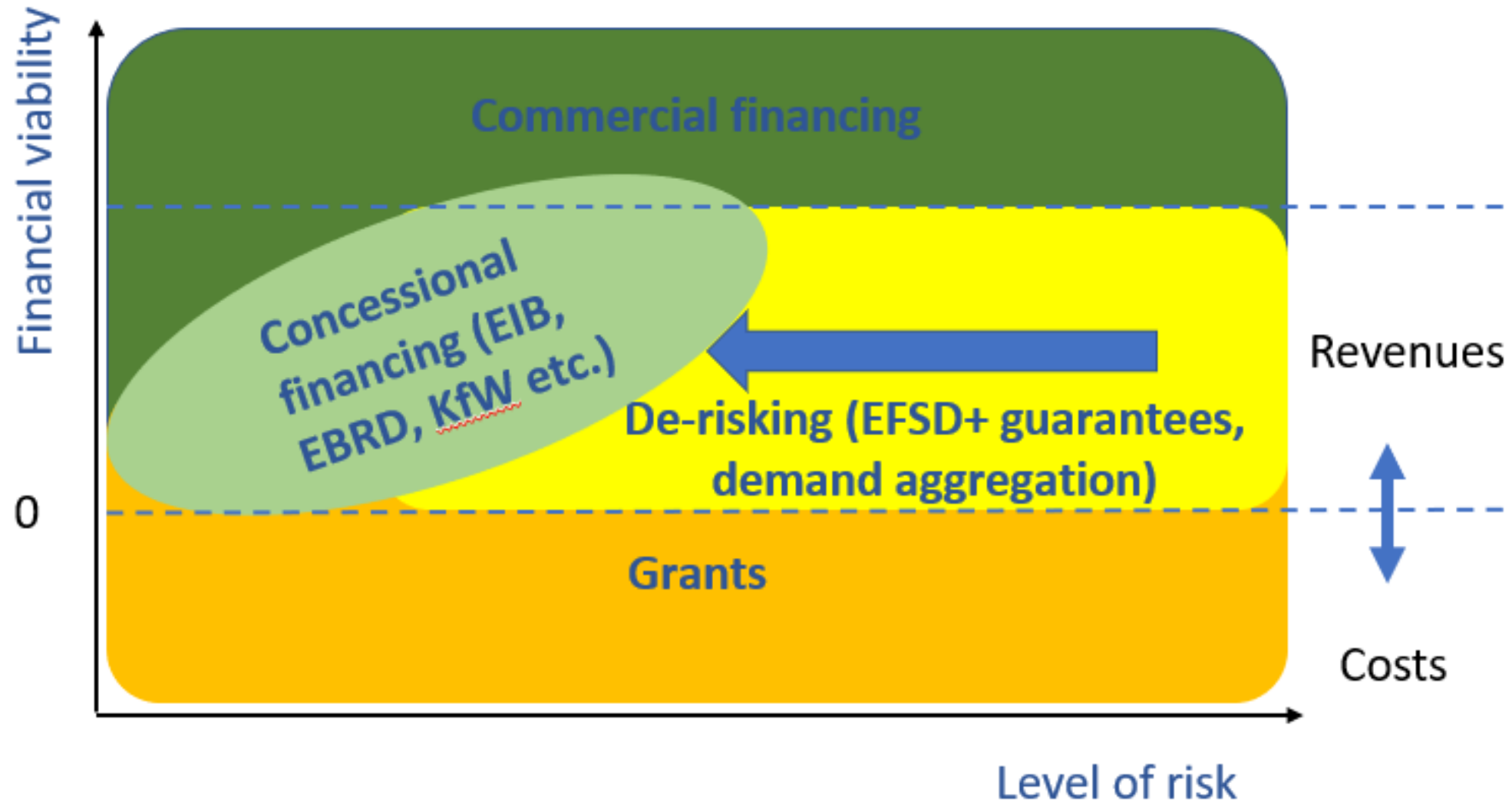


Source: Assessment of Hydrogen Delivery Options Feasibility of Transport of Green Hydrogen within Europe, 2022

Potential hydrogen corridors



Project de-risking and financing





Thank you!